

Części twarzy i ciała z piosenką "My teddy bear"

Link do piosenki:

https://www.youtube.com/watch?v=666UZRBO5q8&feature=emb_logo

Tekst:

My teddy bear has two eyes, two eyes, two eyes.
My teddy bear has two eyes. I love my teddy bear.

My teddy bear has one nose, one nose, one nose.
My teddy bear has one nose. I love my teddy bear.

My teddy bear has two ears, two ears, two ears.
My teddy bear has two ears. I love my teddy bear.

My teddy bear has two arms, two arms, two arms.
My teddy bear has two arms. I love my teddy bear.

My teddy bear has two legs, two legs, two legs.
My teddy bear has two legs. I love my teddy bear.

My teddy bear has four paws, four paws, four paws.
My teddy bear has four paws. I love my teddy bear.

Nowe słówka:

Arms- ręce

Legs- nogi

Paws - [pos] - łapy

Karty pracy:








1. Słuchaj piosenki i ponumeruj części ciała misia w kolejności w jakiej pojawiają się w piosence.
2. Dokończ rysunek misia po śladzie i pokoloruj.

My Teddy Bear

From *Super Simple Songs - Animals*

My name is

Number.



mouth



legs



ears



paws



arms



eyes



nose



My Teddy Bear

From *Super Simple Songs - Animals*

My name is _____

Trace. Color.

